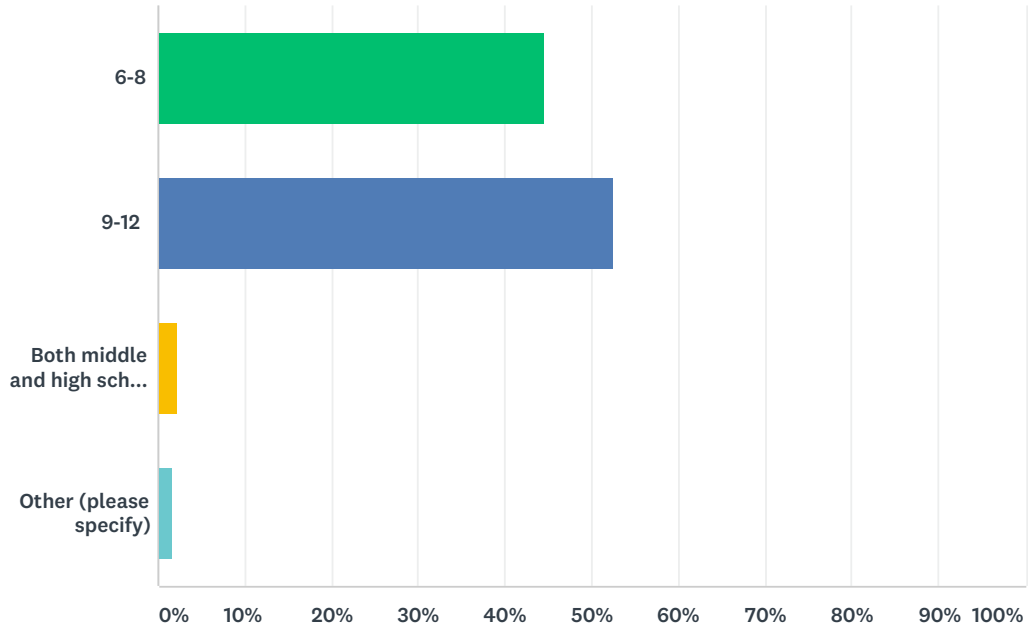


## Q1 What grade(s) do you primarily teach?

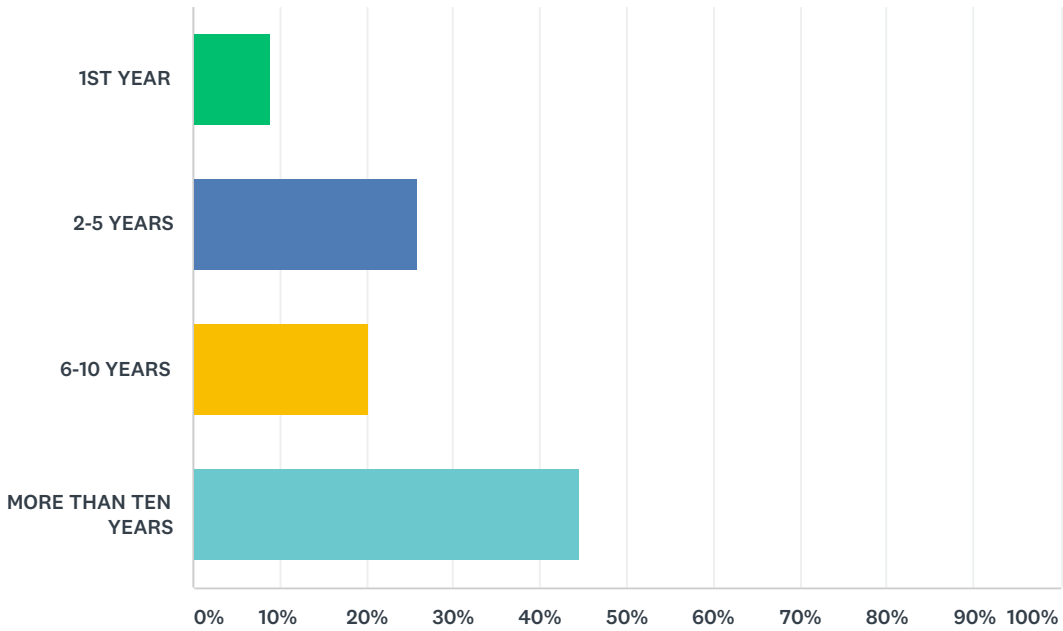
Answered: 177 Skipped: 0



ANSWER CHOICES	RESPONSES	
6-8	44.63%	79
9-12	52.54%	93
Both middle and high school grades	2.26%	4
Other (please specify)	1.69%	3
Total Respondents: 177		

## Q2 How long have you been a Winchester Public Schools teacher, administrator, or support staff member?

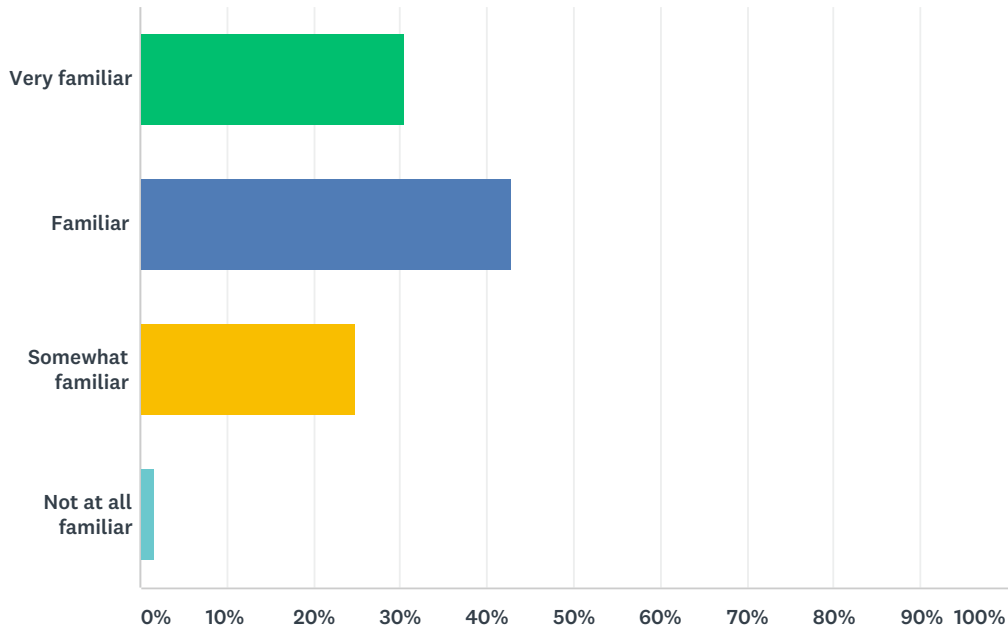
Answered: 177 Skipped: 0



ANSWER CHOICES	RESPONSES	
1ST YEAR	9.04%	16
2-5 YEARS	25.99%	46
6-10 YEARS	20.34%	36
MORE THAN TEN YEARS	44.63%	79
Total Respondents: 177		

### Q3 How familiar are you with current research and discussion about changing middle and high school start times across the nation?

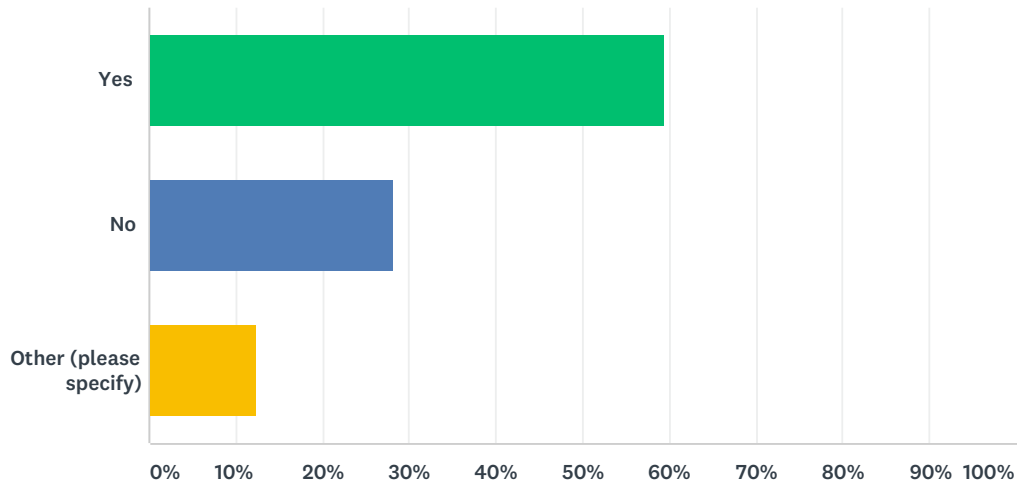
Answered: 177 Skipped: 0



ANSWER CHOICES	RESPONSES	
Very familiar	30.51%	54
Familiar	42.94%	76
Somewhat familiar	24.86%	44
Not at all familiar	1.69%	3
<b>TOTAL</b>		<b>177</b>

### Q4 As an educator, do you think that students would benefit academically, physically, and/or emotionally if middle and high school started later?

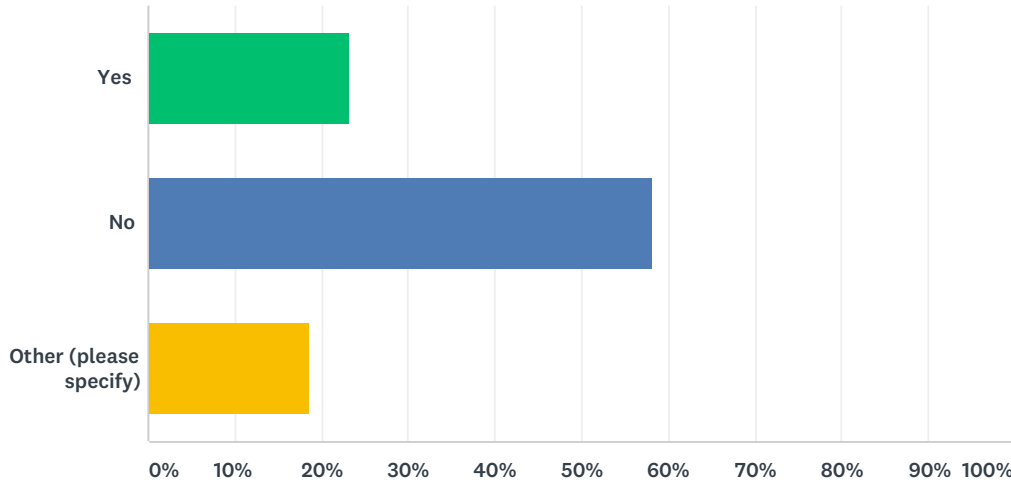
Answered: 177 Skipped: 0



ANSWER CHOICES	RESPONSES	
Yes	59.32%	105
No	28.25%	50
Other (please specify)	12.43%	22
TOTAL		177

### Q5 As an educator, do you think that teachers and staff members would benefit academically, physically, and/or emotionally if middle and high school started later?

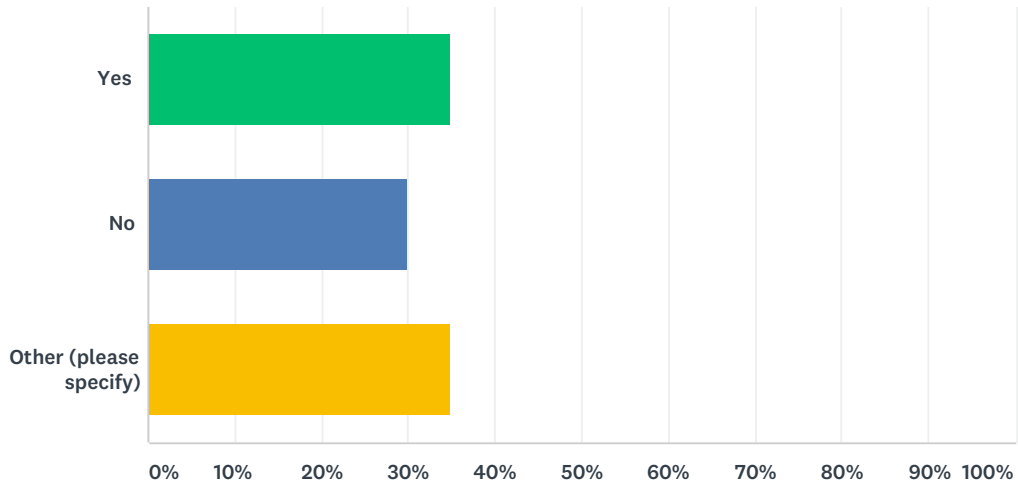
Answered: 177 Skipped: 0



ANSWER CHOICES	RESPONSES	
Yes	23.16%	41
No	58.19%	103
Other (please specify)	18.64%	33
TOTAL		177

## Q6 Do your students appear to be alert and ready to learn in your first block class?

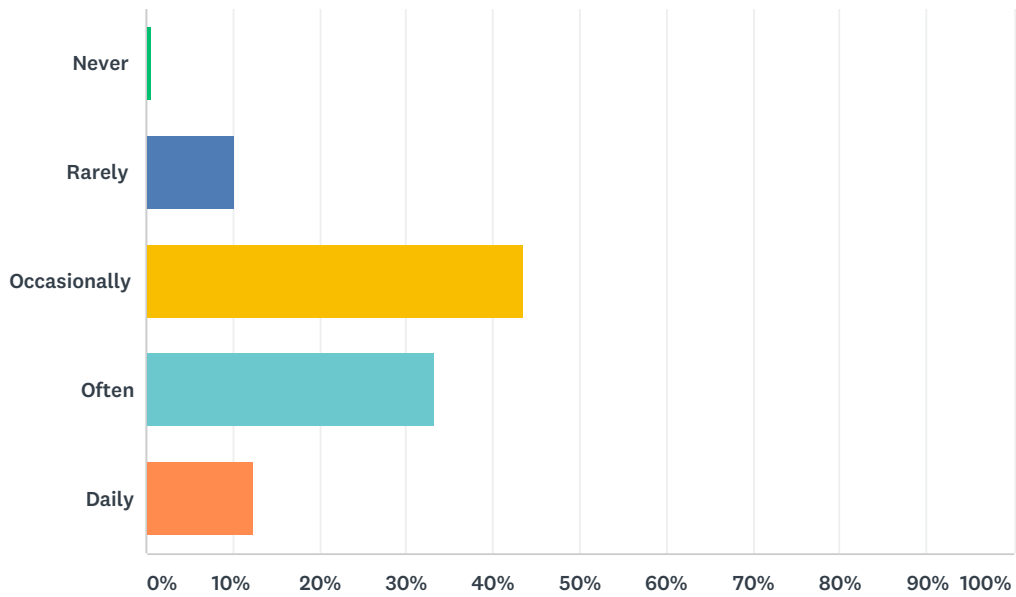
Answered: 177 Skipped: 0



ANSWER CHOICES	RESPONSES	
Yes	35.03%	62
No	29.94%	53
Other (please specify)	35.03%	62
<b>TOTAL</b>		<b>177</b>

## Q7 With what frequency do you notice students appearing tired while at school?

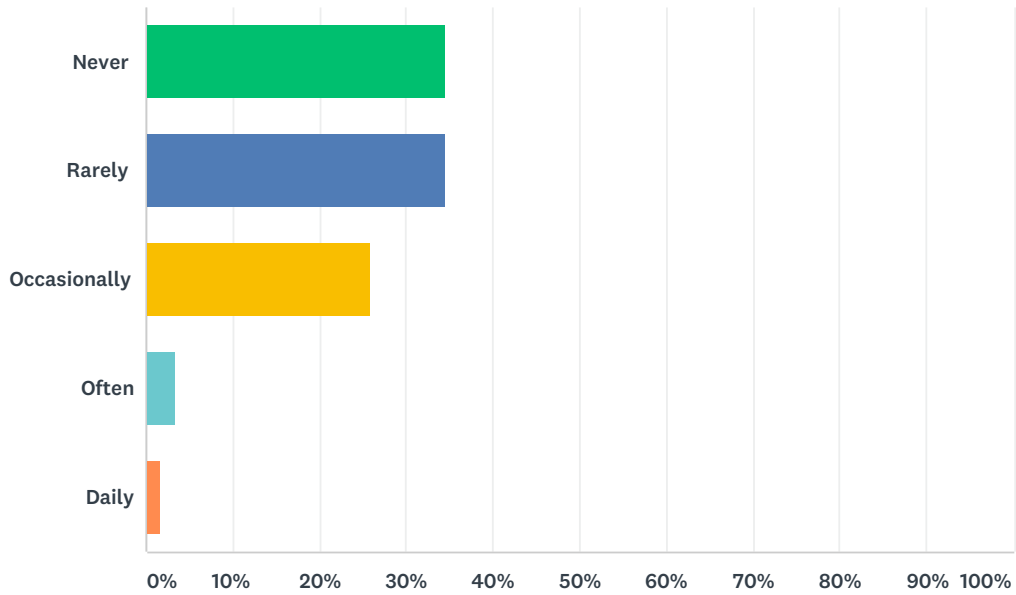
Answered: 177 Skipped: 0



ANSWER CHOICES	RESPONSES	
Never	0.56%	1
Rarely	10.17%	18
Occasionally	43.50%	77
Often	33.33%	59
Daily	12.43%	22
<b>TOTAL</b>		<b>177</b>

## Q8 How often have you seen students fall asleep in class?

Answered: 177 Skipped: 0

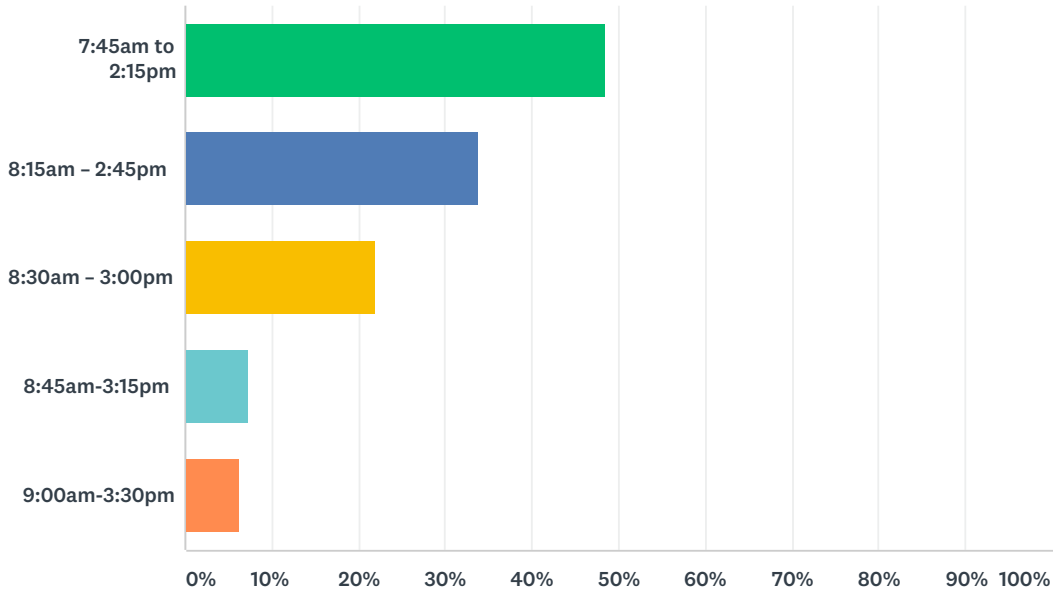


ANSWER CHOICES	RESPONSES	
Never	34.46%	61
Rarely	34.46%	61
Occasionally	25.99%	46
Often	3.39%	6
Daily	1.69%	3
<b>TOTAL</b>		<b>177</b>



**Q9 Which of these possible schedules do you think would be best for you? (Assume extracurricular activities and sports could be adjusted around these schedules.)**

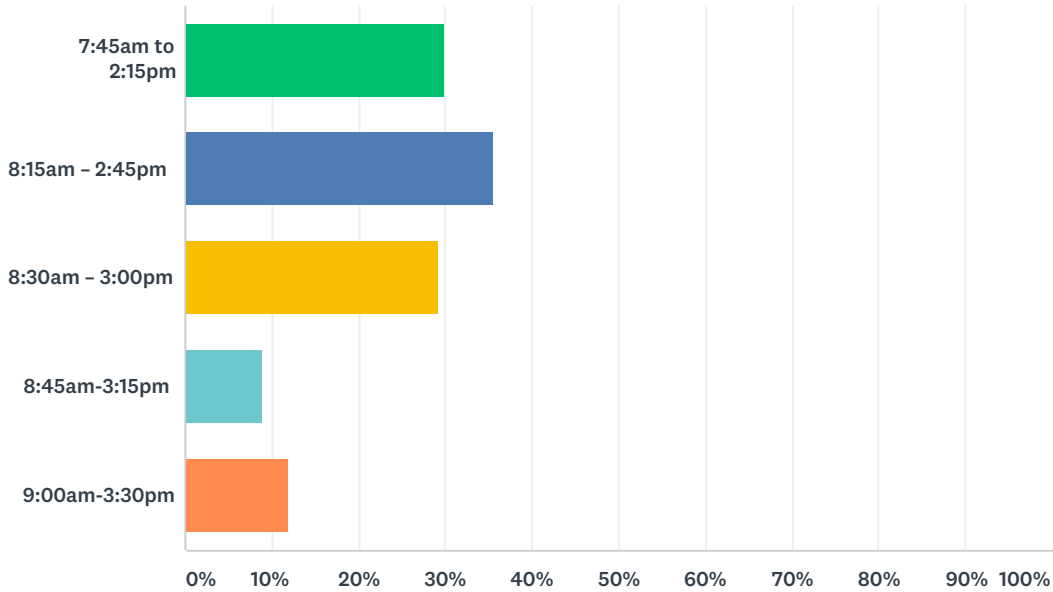
Answered: 177 Skipped: 0



ANSWER CHOICES	RESPONSES	
7:45am to 2:15pm	48.59%	86
8:15am - 2:45pm	33.90%	60
8:30am - 3:00pm	22.03%	39
8:45am-3:15pm	7.34%	13
9:00am-3:30pm	6.21%	11
Total Respondents: 177		

**Q10 Which of these possible schedules do you think would be best for students? (Assume extracurricular activities and sports could be adjusted around these schedules.)**

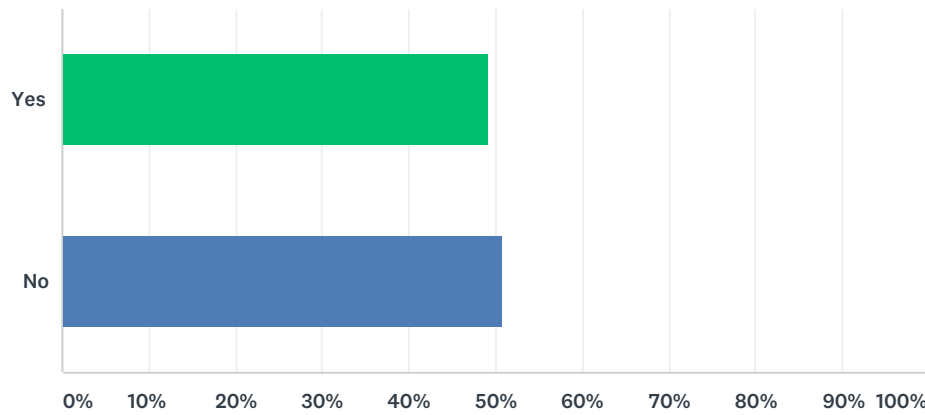
Answered: 177 Skipped: 0



ANSWER CHOICES	RESPONSES	
7:45am to 2:15pm	29.94%	53
8:15am - 2:45pm	35.59%	63
8:30am - 3:00pm	29.38%	52
8:45am-3:15pm	9.04%	16
9:00am-3:30pm	11.86%	21
Total Respondents: 177		

### Q11 Would a later school day conflict with a second job or child care for your family?

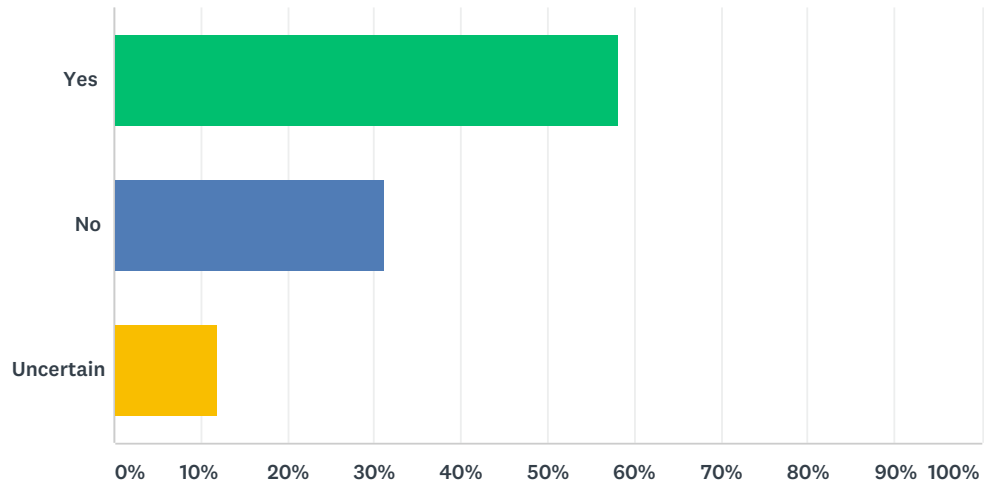
Answered: 177 Skipped: 0



ANSWER CHOICES	RESPONSES	
Yes	49.15%	87
No	50.85%	90
TOTAL		177

## Q12 Would a later school start time impact your commute?

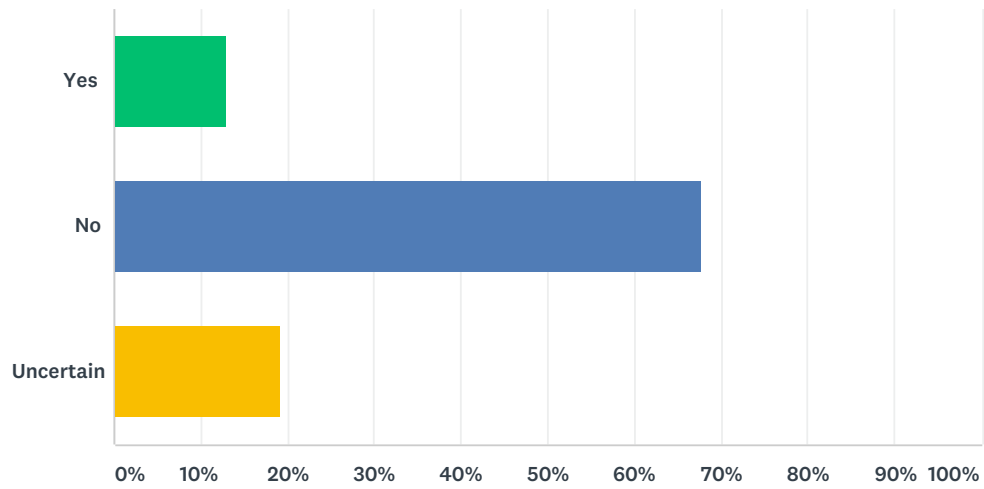
Answered: 177 Skipped: 0



ANSWER CHOICES	RESPONSES	
Yes	58.19%	103
No	31.07%	55
Uncertain	11.86%	21
Total Respondents: 177		

### Q13 Would a later school start time affect your ability to maintain a job teaching with the Winchester Public Schools?

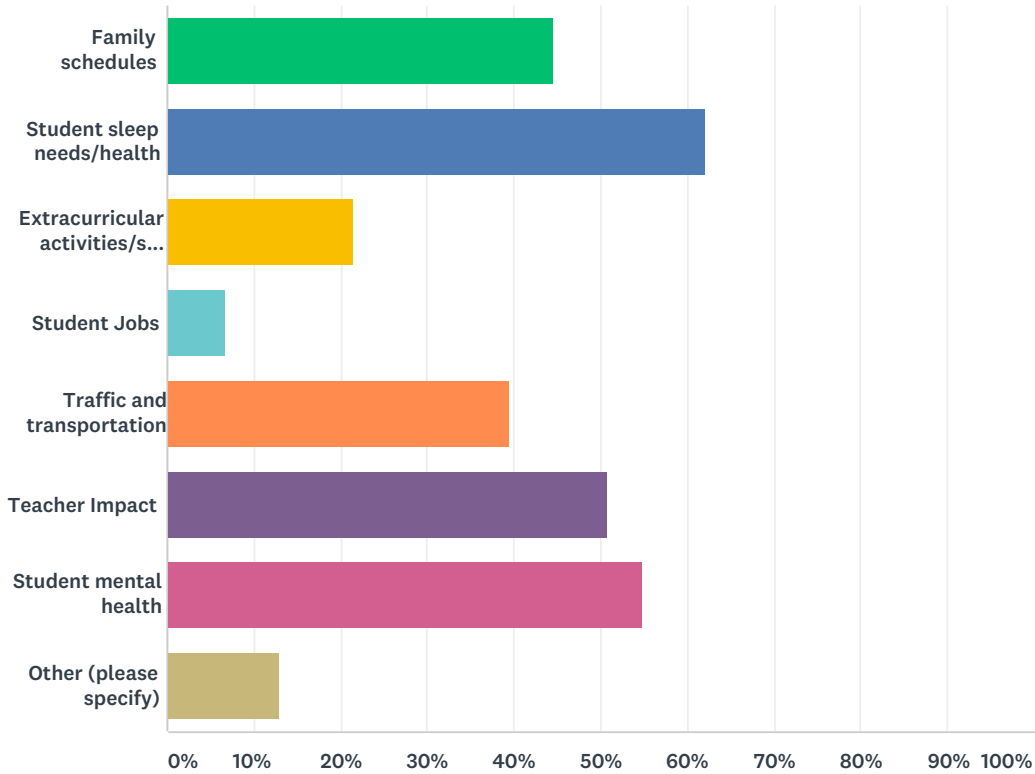
Answered: 177 Skipped: 0



ANSWER CHOICES	RESPONSES	
Yes	12.99%	23
No	67.80%	120
Uncertain	19.21%	34
Total Respondents: 177		

### Q14 Think back on the questions you answered in this survey regarding school start times. What are the top three factors that most influenced your choices?

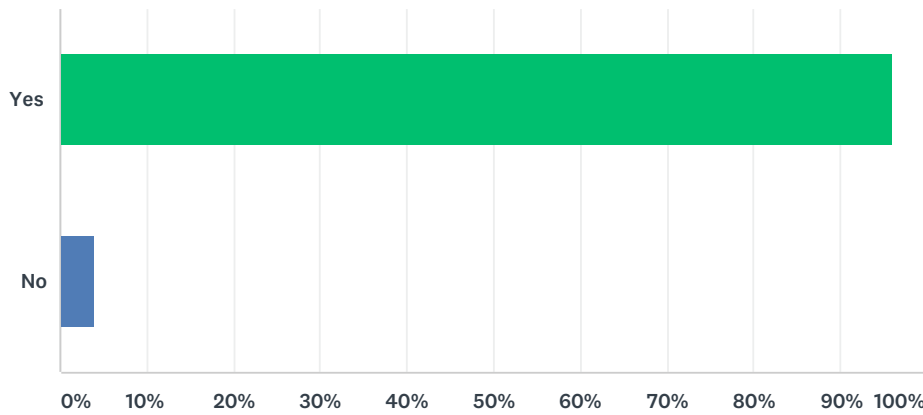
Answered: 177 Skipped: 0



ANSWER CHOICES	RESPONSES	
Family schedules	44.63%	79
Student sleep needs/health	62.15%	110
Extracurricular activities/sport	21.47%	38
Student Jobs	6.78%	12
Traffic and transportation	39.55%	70
Teacher Impact	50.85%	90
Student mental health	54.80%	97
Other (please specify)	12.99%	23
Total Respondents: 177		

### Q15 Before this survey, were you aware of efforts to change school start times in Winchester?

Answered: 177 Skipped: 0



ANSWER CHOICES	RESPONSES	
Yes	96.05%	170
No	3.95%	7
TOTAL		177

**Q16 If you have any other thoughts about school start times that you would like to share, please do so below.**

Answered: 74 Skipped: 103